



How to write research paper

Computer Engineering Department
EASTERN MEDITERRANEAN UNIVERSITY




Outline

- Introduction
- Methods
- Results
- Discussion
- Conclusions




What the reviewer wants?

- Originality
- Importance of study
- Study design
- Methodology
- Data interpretation
- English and presentation




What is originality?

- New information for the first time
- Using known material with a new interpretation
- Using different methodologies
- Adding new knowledge
- Carry out a different analysis
- Continuation of a previous original study
- Produce new evidence on an old issue



Choosing a journal

- Impact factor
- Relevant to your discipline



Introduction

"A bad beginning makes a bad ending"

- Clearly state the gap in scientific knowledge
- State purpose of the article
- Give only related references
- Do not review literature extensively

Introduction template

- Paragraph 1
What we know?
- Paragraph 2
What we don't know?
- Paragraph 3
Why did we do the study?

Methods

- Describe the proposed technique
- Give Sufficient detail to enable reader to repeat work
- Reference established techniques

Results

- Summarise only important observations
- Present results in logical sequence
- Use appropriate tables and figures
- Do not repeat in text data from tables/figures

Discussion

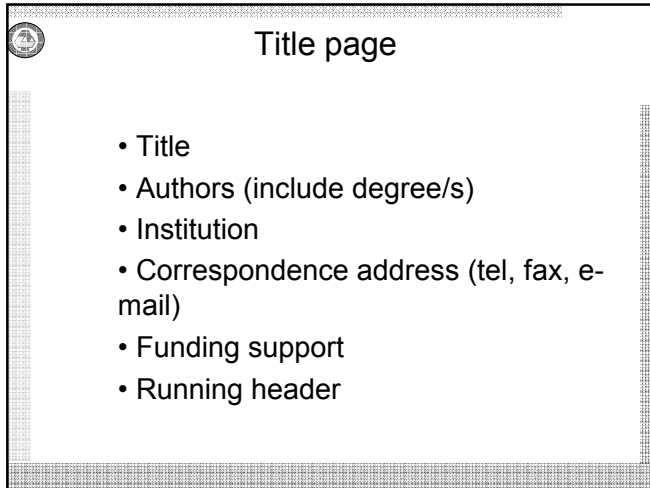
- Emphasise new and important aspects of study
- Draw valid conclusions from results
- Discuss implications and limitations
- Include future work
- Relate observations to other studies
- State conclusions clearly
- Do not repeat introduction, methods or results

First draft complete...leave it then revise

You will write more than one draft
Use hard copy to make revisions

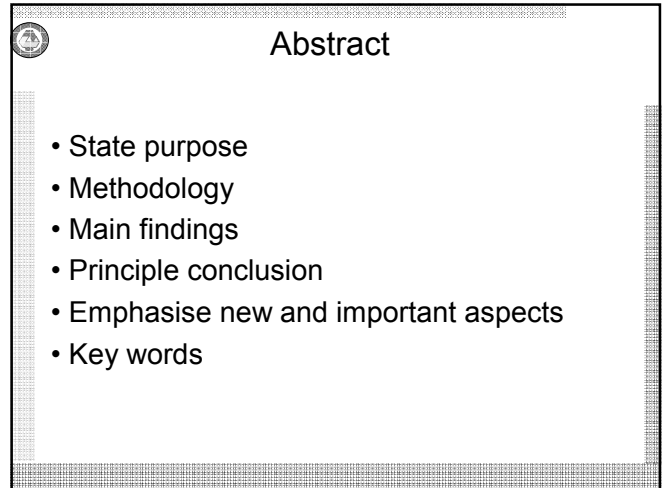
Additional elements

- Check journal requirements
- Title page
- Abstract
- References
- Tables and figures
- Letter to the editor



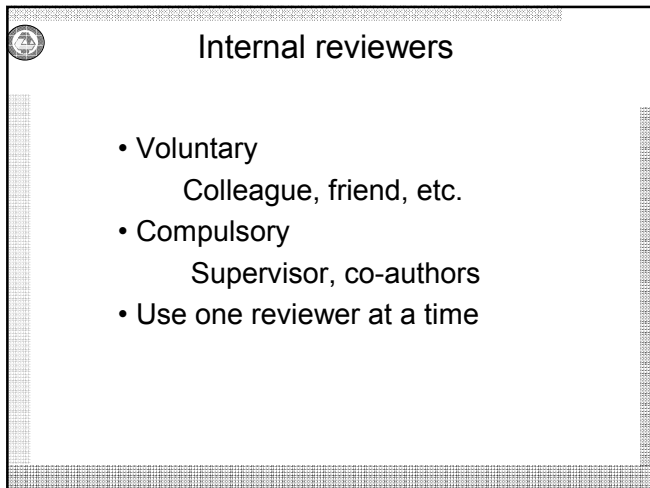
Title page

- Title
- Authors (include degree/s)
- Institution
- Correspondence address (tel, fax, e-mail)
- Funding support
- Running header



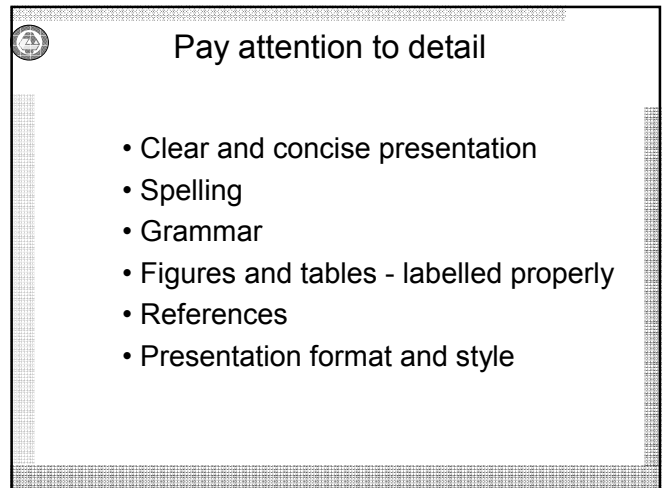
Abstract

- State purpose
- Methodology
- Main findings
- Principle conclusion
- Emphasise new and important aspects
- Key words



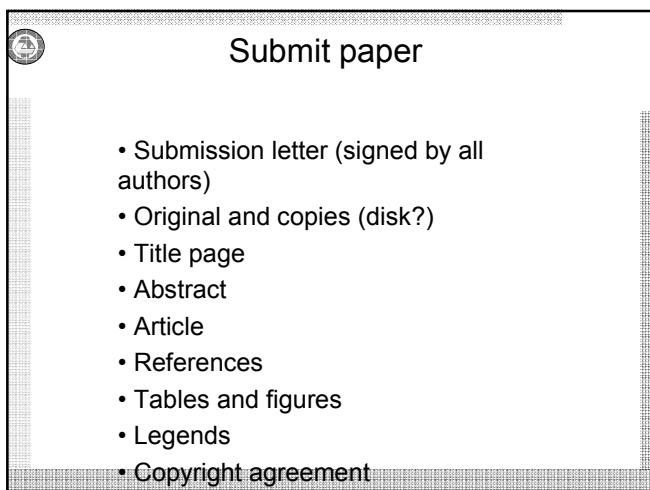
Internal reviewers

- Voluntary
 Colleague, friend, etc.
- Compulsory
 Supervisor, co-authors
- Use one reviewer at a time



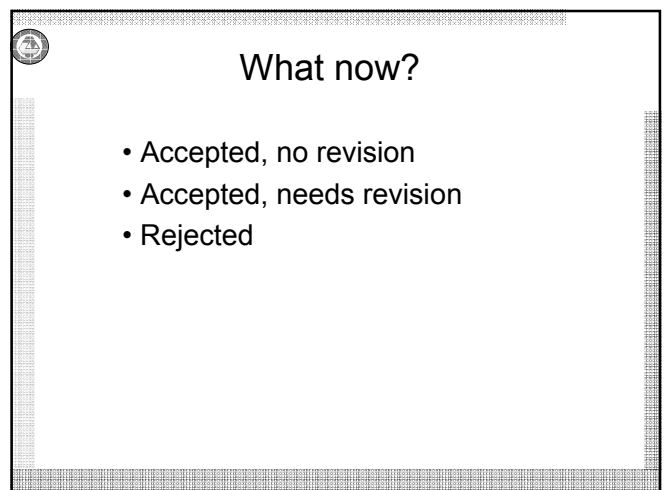
Pay attention to detail

- Clear and concise presentation
- Spelling
- Grammar
- Figures and tables - labelled properly
- References
- Presentation format and style



Submit paper

- Submission letter (signed by all authors)
- Original and copies (disk?)
- Title page
- Abstract
- Article
- References
- Tables and figures
- Legends
- Copyright agreement



What now?

- Accepted, no revision
- Accepted, needs revision
- Rejected

Accepted, no revision

- Update your CV
- Send copies to friends
- Have a small party with the family
- Start writing next paper

Accepted, needs revision

- Do it quickly
- Send it off
- Get the party ready

Rejected

- Moan for a bit
- Use reviewers comments
- Re-submit to another journal